

Activities Report – September 2023 Quarter

HIGHLIGHTS

Kambale Graphite Project:

- **Boosted Mineral Resource Estimate to 22.4Mt at 8.6% TGC containing 1.9Mt of graphite.**
- **Successfully produced commercial grade bulk fine flake graphite using conventional flotation.**
- **Highlighted new graphite targets on broader Kambale licence using Loupe ground EM geophysics.**

Woodcutters Lithium Project:

- **Confirmed and then extended lithium anomalism with rock chip sampling of pegmatites.**

The September 2023 Quarter was an extremely busy and productive period for Castle on several fronts especially at its flagship Kambale Graphite Project, Ghana, and at its Western Australia Woodcutters Lithium Project (Figs 1 to 5. Photo 1).

BATTERY METALS

Ghana

Kambale (Graphite)

Castle is fast-tracking an evaluation of the Kambale Graphite Project (“KGP”), Ghana, to coincide with a forecast increase in demand for and supply deficit of fine flake graphite concentrates and Battery Anode Material (“BAM”) used in the manufacture of electric vehicle (“EV”) battery and stationary power storage facilities.

During the Quarter the Company:

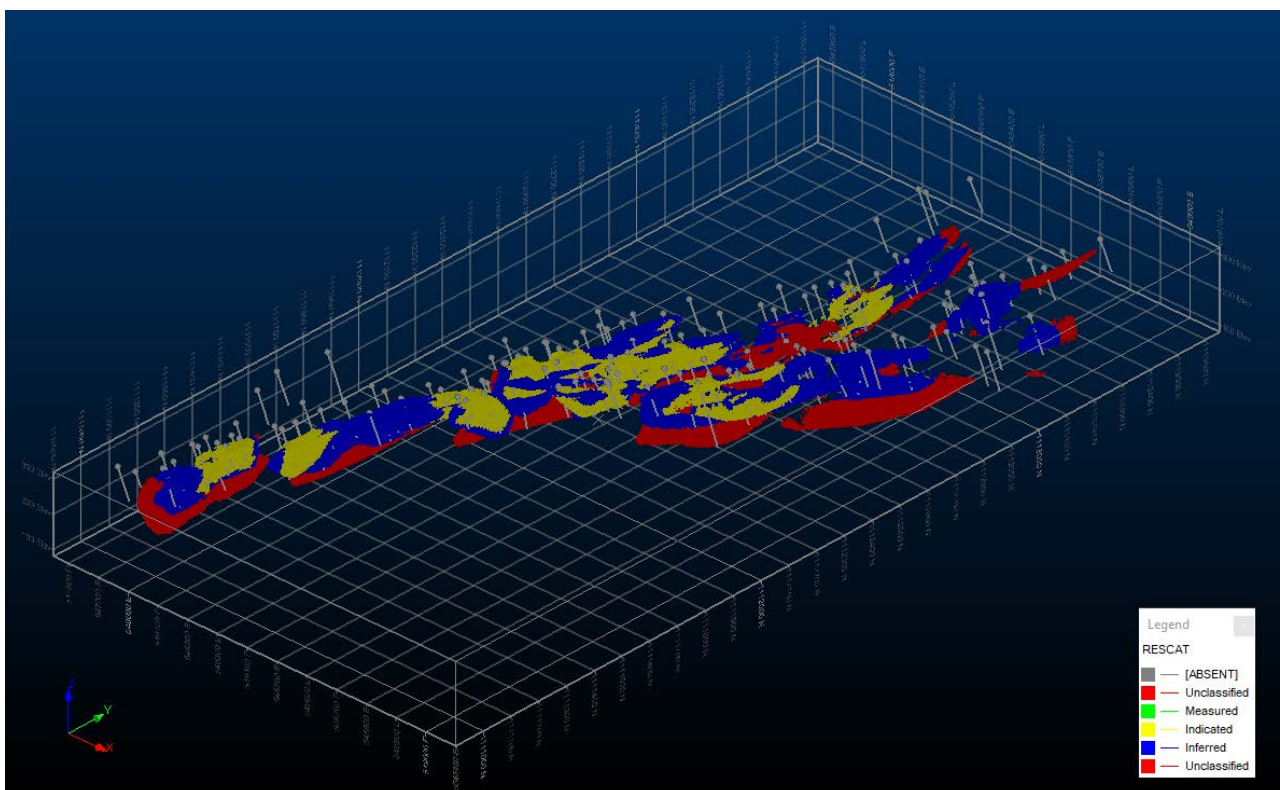
- Increased the JORC Code (2012) Mineral Resource Estimate (“MRE”) by 38% to 22.4Mt at 8.6% TGC containing 1.9Mt of graphite.

Classification	Tonnes (kt)	Contained TGC (kt)	TGC (%)
Indicated	9,556	843	8.8%
Inferred	12,872	1,096	8.5%
Total	22,438	1,939	8.6%

- Confirmed mineralisation extends to at least 150m below surface.

- Reported prior to the MRE update, the results from a recent 43-hole infill RC drilling programme which returned multiple, wide, high-grade intercepts.
- Identified 13 priority-one targets from a 275-line km Loupe EM geophysical survey designed to identify additional graphite deposits within the broader 149km² Kambale licence.
- Successfully produced in test work, using a conventional grind and flotation concentration circuit, a commercial grade, bulk fine flake graphite concentrate grading 95.1% TGC.
- Delivered the test work produced concentrate to Germany-based specialist metallurgical consultants, ProGraphite, for additional test work evaluation including micronisation, spheronisation, purification and coating processes leading to the production of a BAM.
- Continued community engagement initiatives and commissioned a Ghana based independent consultant to scope a detailed strategy to meet Ghanaian and international ESG guidelines.
- Appointed Ghanaian mining executive and corporate consultant, David Renner, a non-executive director of Castle's wholly owned Ghanaian subsidiary, Kambale Graphite Limited.

Fig 1: Oblique view of MRE block model looking northwest showing RC and diamond core drill holes and all resource blocks above 5% TGC coloured by MRE classification zones.



Western Australia

Woodcutters (Lithium)

The Woodcutters Lithium Project lies in the same structural zone as the Bald Hill lithium-tantalum mine, 25km to the north west and is 25km north east of the Buldania lithium deposit. During the Quarter the Company:

- Obtained anomalous lithium values from all rock chip samples collected from a series of newly discovered outcrops of pegmatites in the vicinity of previously outlined lithium-in-soil anomalism and rock chip sampling.

Fig 2: Plan showing historical and recent RC drill results at Kambale

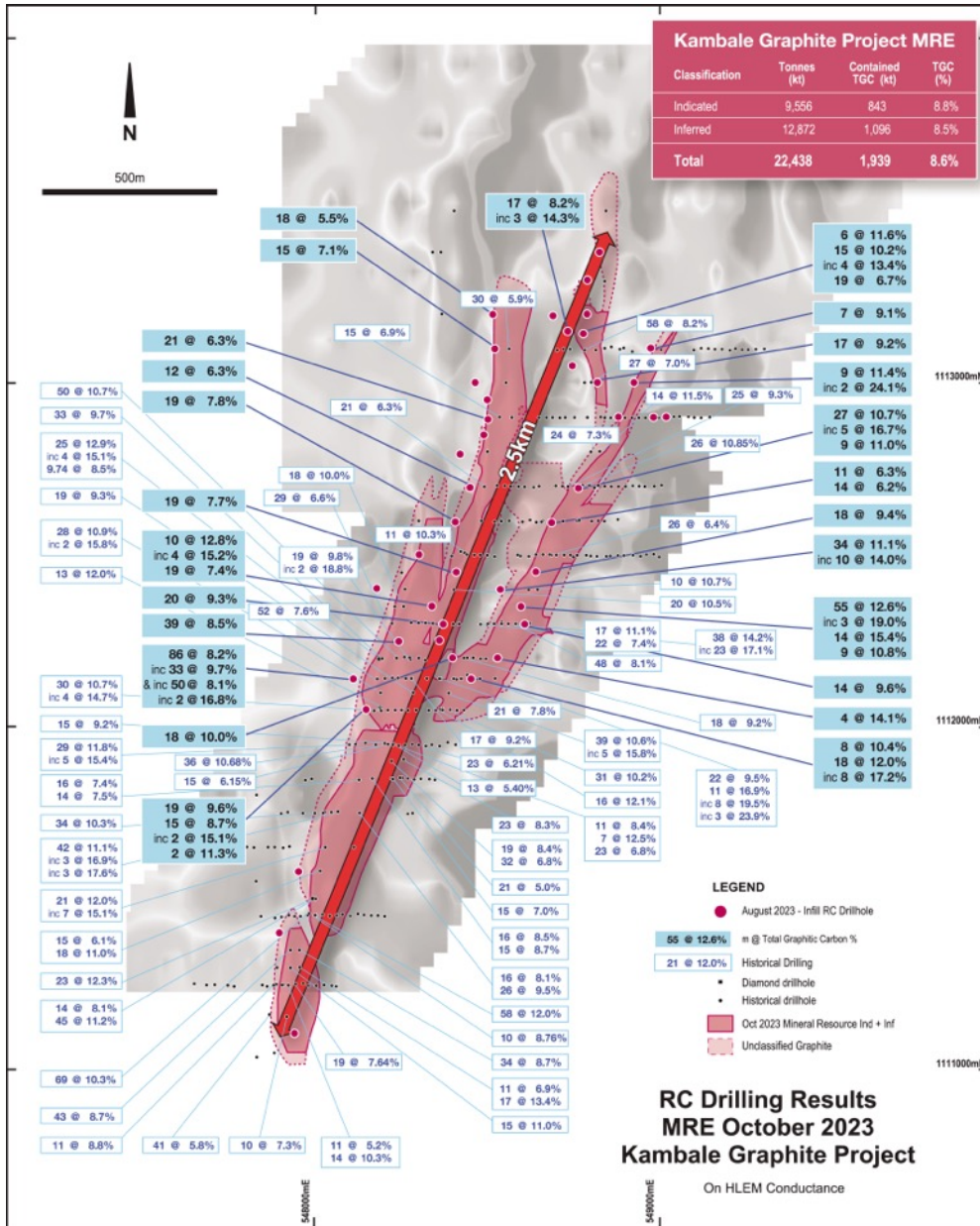
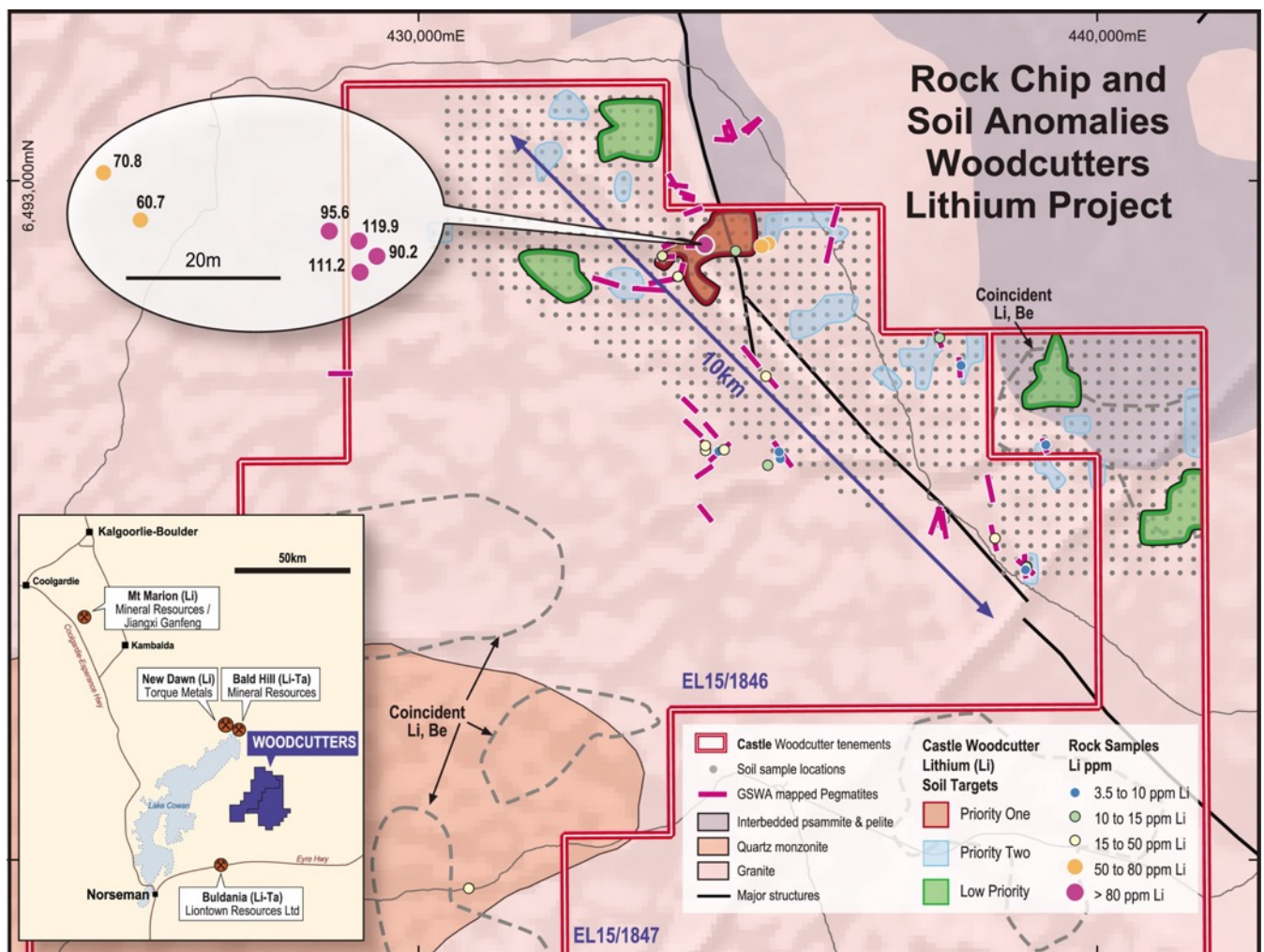


Photo 1: Flotation cells containing Kambale Graphite Project graphite concentrate



- Extended the prospective zone of anomalism from a single locality to 1km within the 10km prospective geological corridor.
- Confirmed that the geological setting of the anomalism is consistent with expectations in a typically fractionated intrusive related system.

Fig 3: Location of Castle rock chip samples and priority lithium-in-soil anomalies



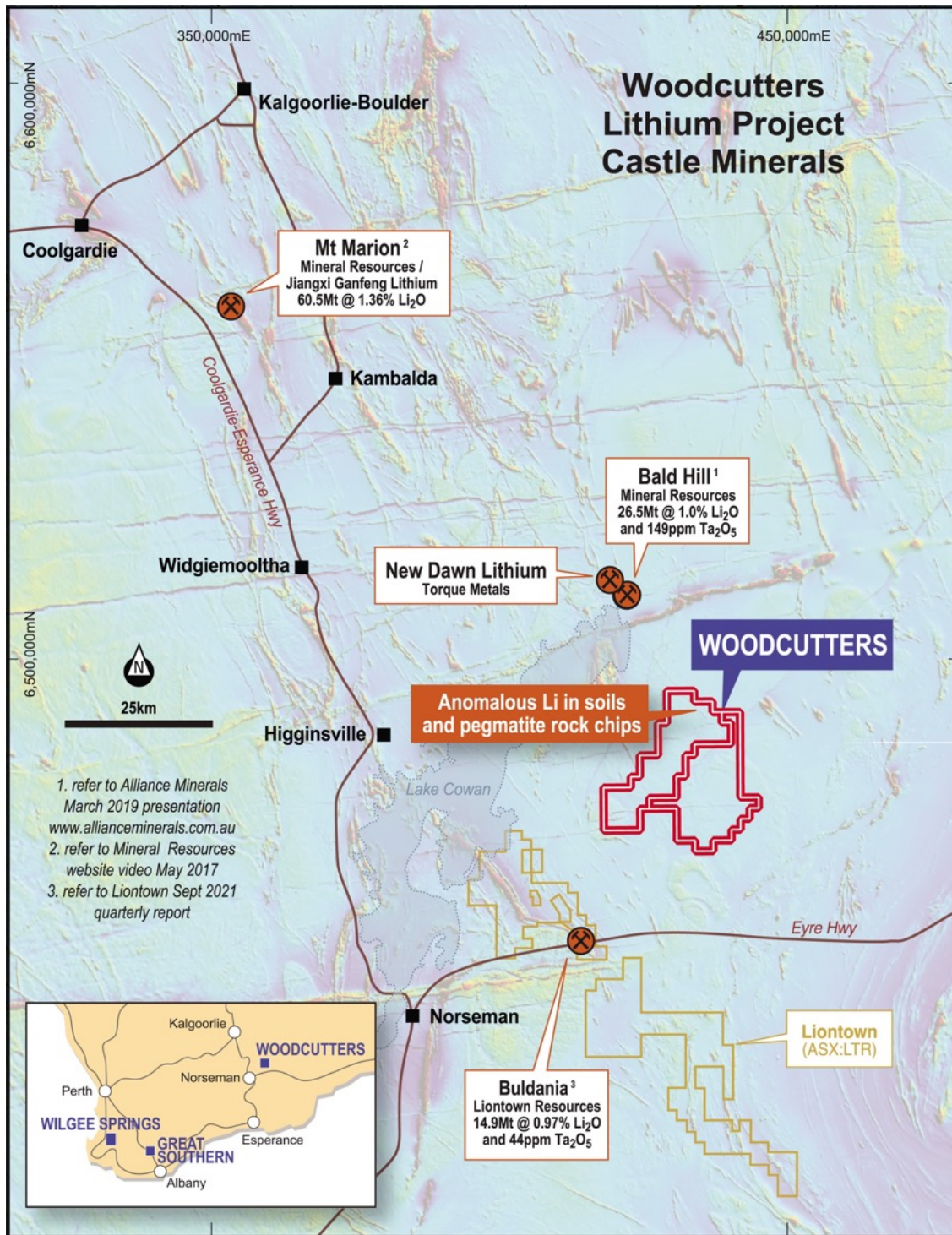
Wilgee Springs (Lithium)

- The Wilgee Springs exploration licence application encompasses an area considered prospective for lithium bearing pegmatites. It lies within the same metamorphic belt and along strike within the same structural zone that hosts the Greenbushes lithium mine, the world’s largest, highest grade and lowest cost, hard rock, spodumene concentrate producing operation.
- The licence is awaiting grant pending approvals from the Dept. of Biodiversity, Conservation and Artefacts (DBCA) and Dept of Mines, Industry Regulation and Safety (DMIRS) before any work can commence.

Great Southern Project (Graphite)

- Work is on hold at the Kendenup-Martagallup Graphite Project pending negotiations to secure additional land access agreements with freehold landowners to enable a previously completed orientation, low-impact Loupe ground EM survey to be extended.

Fig 4: Woodcutters Lithium Project and its proximity to major lithium deposits in region.



BASE METALS and GOLD

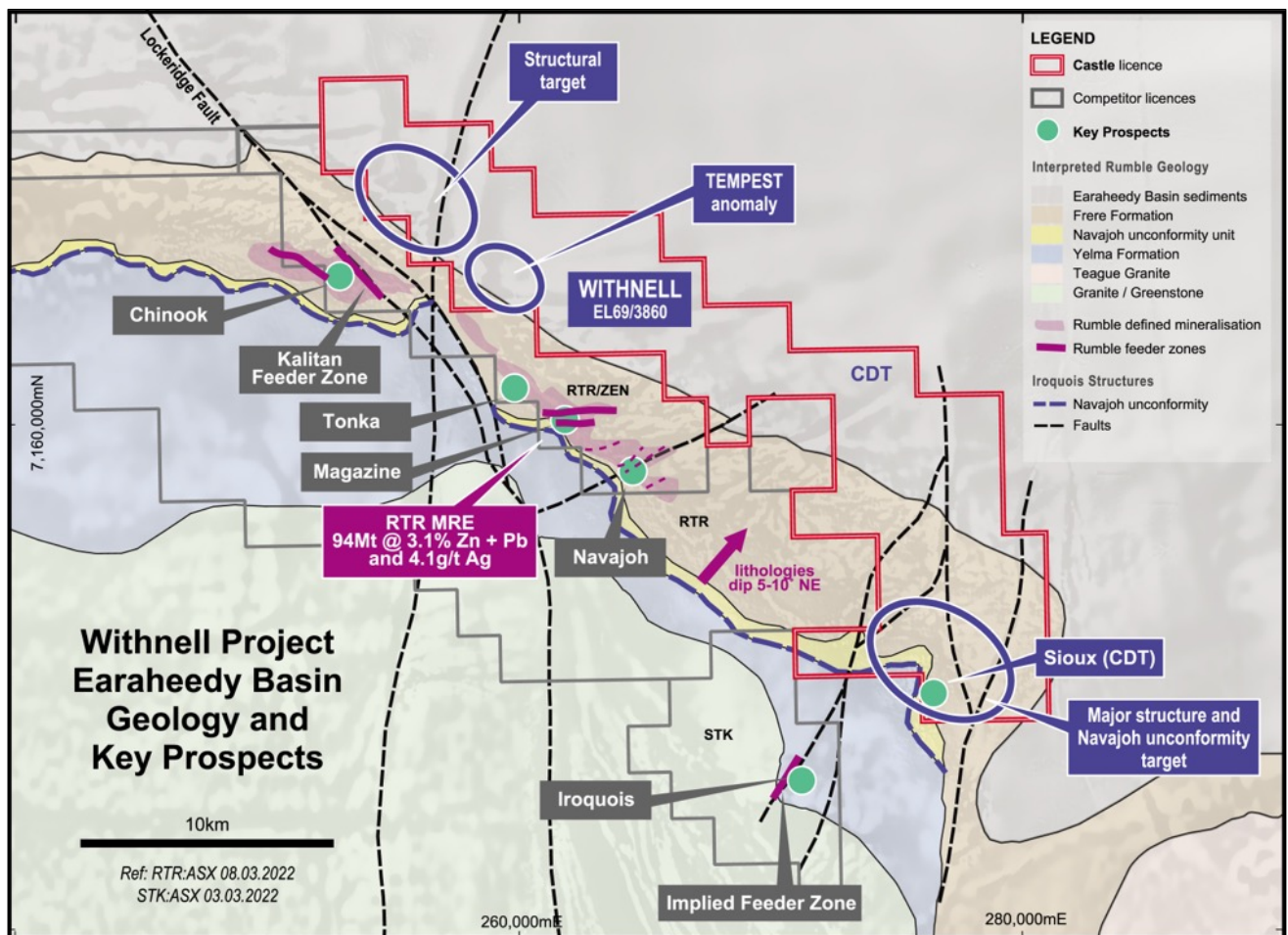
Western Australia

Earaheedy (Base Metals)

- Castle's Earraheedy base metals project comprises the Withnell and Terra Rossa sub-projects. The geology, prospectivity and strategic value of Withnell and Terra Rossa are analogous to and closely associated with the nearby Rumble Resources Limited's (ASX: RTR)("Rumble") provincial-scale Earraheedy base metals discovery.

- Several targets have been delineated at both project areas. These warrant more focused attention and possible drilling. Priorities are being assessed on the basis of technical merit and ease of access as relates to the securing of land access and exploration agreements with the relevant Native Title parties and the costs, timing and logistics of undertaking heritage surveys for proposed programmes.
- A key target at Terra Rossa lies on an as yet to be granted licence which is the subject of two overlapping, as yet, undetermined Native Title claims. The Company is working through a process to gain access asap.

Fig 5: Castle's Earacheedy Basin, Withnell project area.



Ghana

Carlie Mining Limited (Gold)

- Carlie Mining Limited (“Carlie”), a wholly owned Ghanaian registered subsidiary of Castle, holds a substantial tenure position in Ghana’s emerging Upper West region. Its licence holdings encompass large tracts of highly prospective Birimian geological terrane, the host to many of West Africa’s and Ghana’s multi-million-ounce gold mines.
- Particular technical attention is being directed towards the Kpali, Bundi and Kandia gold discoveries and generally the evaluation of options that will see exploration at these appropriately funded and advanced. As previously flagged, this may include a sale with a retained interest, farm-outs or an IPO/RTO on ASX.

CORPORATE AND FINANCIAL

- As at 30 September 2023 Castle maintained a consolidated cash position of \$0.98 million.
- Subsequent to the end of the Quarter, the Company received valid applications from 106 shareholders for 51,250,000 new fully paid ordinary shares raising \$512,500 before costs pursuant to a Shareholder Purchase Plan (SPP) which closed on 16 October 2023. A free option to purchase a new share at \$0.018 each exercisable on or before 7 January 2025 was issued with each two shares applied for. The Company retains the capacity to place the shortfall of \$487,500 to investors identified by it at a price not less than the SPP issue price, subject to being permitted to do so under the ASX Listing Rules.
- During the September 2023 Quarter \$1,516,000 was expended on exploration and evaluation costs. Further details of cashflow movements during the September 2023 Quarter are set out in the accompanying Appendix 5B Report.
- The Company made cash payments of \$125,000 to related parties and their associates. These payments relate to the existing remuneration agreements for the Executive and Non-Executive Directors.
- Castle will hold its Annual General Meeting of Shareholders on 10 November 2023.

NEXT QUARTER

During the December 2023 Quarter, Castle is planning to:

BATTERY METALS

Kambale (Graphite)

- Complete and report on the progress of tests designed and undertaken by specialist consultants ProGraphite, Germany, to confirm Kambale concentrate as a suitable base for the production of high-value Battery Anode Material ("BAM");
- Finalise scopes for and appoint mining and metallurgical engineers to undertake a multi-disciplinary Scoping Study to assess the technical and commercial merits of establishing at Kambale a mining and processing operation;
- Progress and report on ESG initiatives and an independent benchmarking study; and
- Identify and commence discussions with possible Project development and offtake partners. Castle Managing Director, Stephen Stone, will be attending the Benchmark Week in Los Angeles in early November. This will be attended by numerous leading car manufacturers, lithium-ion battery manufacturers, commodity trading companies, government procurement agencies and other participants in the Critical Minerals supply chain and the wider energy transition sector.

Woodcutters (Lithium)

- Extend the search area for additional pegmatite occurrences via programmes of soil and rock chip sampling.

FUTURE METALS and GOLD

Earaheedy (Base metals)

- Finalise the design of a proposed drill programme at Terra Rossa to test priority targets for copper, zinc and lead mineralisation and to better understand the local stratigraphy and likely structural controls on that mineralisation; and
- Finesse, with reference to recent geophysical survey interpretations and/or drilling results obtained by Rumble Resources Ltd (ASX: RTR) and Strickland Minerals Limited (ASX: STK), the design of a proposed maiden multi-hole RC drilling programme at Withnell to test the historical Sioux prospect

and to better understand the local stratigraphy and likelihood of the occurrence of various styles of base metals mineralisation.

Carlie Mining Limited (Ghana)(Gold)

- Continue to assess specific gold targets including the Kpali, Bundi and Kandia discoveries; and
- Advance opportunities to better fund and/or monetise the Carlie Mining Limited gold assets.

PARTNERSHIPS

- Advance discussions with various parties on establishing exploration partnerships on, but not limited to, the Beasley Creek (gold and lithium), Success Dome (base metals, gold), Polelle and Wanganui (gold) and Woodcutters (lithium) projects.

**NB: In general, all planned activities are subject to, amongst other things, the respective licences being granted (refer Table 1: Schedule of Castle's Mineral Licences), the obtaining of and commercially acceptable to Castle, landholder access agreements, Native Title Land Access and Exploration Agreements. In addition, satisfactory heritage clearance surveys being undertaken and other statutory permits and approvals obtained as required from time to time. The timeframes and costs for the obtaining of these are not necessarily under the control of Castle.*

The costs and uncertainty associated with obtaining NT LAEAs and to undertake access surveys for each specific exploration phase are becoming prohibitive for a modestly funded company like Castle. In some cases these costs are greater than or disproportionate to the budgeted technical programmes being proposed. Accordingly, several proposed technical programmes are being reconsidered or postponed.

Authorised for release to ASX by the Board of Castle Minerals Limited:

Stephen Stone

Managing Director
stone@castleminerals.com
+61 (0)418 804 564

About Castle Minerals Limited

Castle Minerals Limited is an Australian Securities Exchange (ASX: CDT) listed and Perth, Western Australia headquartered company with interests in several projects in Ghana and Western Australia that are prospective for Battery Metals (graphite and lithium), base metals (zinc, lead and copper) and gold.

In **Ghana, West Africa**, the emerging flagship **Kambale Graphite Project** owned by 100% Ghanaian subsidiary, Kambale Graphite Limited, is located in the country's Upper West region.

In the same region, Castle's 100% owned Ghanaian subsidiary, **Carlie Mining Ltd**, holds a 2,686km² tenure position encompassing large tracts of highly prospective Birimian geological terrane, the host to many of West Africa's and Ghana's multi-million-ounce gold mines. It has delineated several advanced gold exploration targets including at **Kpali, Bundi and Kandia**.



Castle also retains a **4% net smelter precious metal royalty** over the Julie West licence, a key component of Azumah Resources Limited's Wa Gold Project, Upper West region, Ghana.

In **Western Australia**, The **Eraheedy Basin** project comprises the **Withnell and Terra Rossa** sub-projects. The Withnell licence is strategically located adjacent to the evolving World-Class Chinook-Magazine zinc-lead project of Rumble Resources Ltd (ASX: RTR) and north of the Strickland Metals Limited (ASX: STK) Iroquois prospect. The Terra Rossa licences have additional prospectivity for copper.

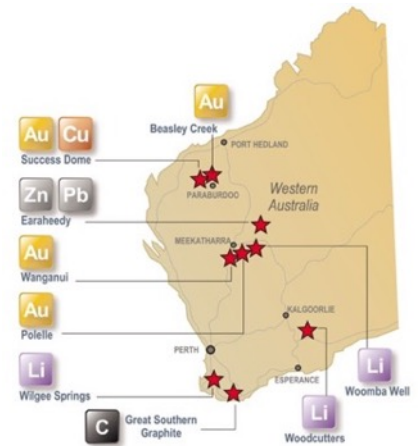
The **Beasley Creek** project is prospective for gold and lithium and lies on the northern flanks of the Rocklea Dome in the southern Pilbara.

The **Success Dome** project lies in the Ashburton structural corridor midway between the Paulsen's and Ashburton gold deposits and is prospective for gold and base metals.

The **Polelle** project, 7km southeast of the operating Bluebird gold mine near Meekatharra, hosts a mainly obscured and minimally explored greenstone belt prospective for gold and possibly base metals whilst the **Wanganui** project is prospective for down-plunge high-grade gold shoots.

The **Wilgee Springs** project, along strike from and within the same metamorphic belt as the world-class Greenbushes lithium mine 25km to the south, is prospective for spodumene bearing pegmatites as is the **Woodcutters** project, 25km south east of the Bald Hill lithium mine and 25km north west of the Buldania lithium deposit. The **Woomba Well** project is also prospective for lithium bearing pegmatites.

The **Great Southern Graphite** project comprises granted licences encompassing the historical **Kendenup** graphite workings and the adjacent **Martagallup** graphite occurrences.



STATEMENTS

Cautionary Statement

All of Castle's projects in Australia are considered to be of grass roots or of relatively early-stage exploration status. There has been insufficient exploration to define a Mineral Resource. No Competent Person has done sufficient work in accordance with JORC Code 2012 to conclusively determine or to estimate in what quantities gold or other minerals are present. It is possible that following further evaluation and/or exploration work that the confidence in the information used to identify areas of interest may be reduced when reported under JORC Code (2012).

Forward Looking Statement

Statements regarding Castle's plans, forecasts and projections with respect to its mineral properties and programmes are forward-looking statements. There can be no assurance that Castle's plans for development of its mineral properties will proceed. There can be no assurance that Castle will be able to confirm the presence of Mineral Resources or Ore Reserves, that any mineralisation will prove to be economic or that a mine will be successfully developed on any of Castle's mineral properties. The performance of Castle may be influenced by a number of factors which are outside the control of the Company, its Directors, staff or contractors.

Competent Persons Statements

The scientific and technical information in this Report that relates to the geology of the deposits and exploration results is based on information compiled by Mr Stephen Stone, who is Managing Director of Castle Minerals Limited. Mr Stone is a Member of the Australian Institute of Mining and Metallurgy and has sufficient experience which is relevant to the style of mineralisation and type of deposit under consideration and to the activity which he is undertaking to qualify as a Competent Person as defined in the 2012 Edition of the 'Australasian Code for Reporting of Exploration Results, Mineral Resources and Ore Reserves'. Mr Stone is the Qualified Person overseeing Castle's exploration projects and has

reviewed and approved the disclosure of all scientific or technical information contained in this announcement that relates to the geology of the deposits and exploration.

Information in this report that relates to the geological interpretation and Mineral Resources is based on information compiled by Jamie Logan, a full time employee of Palaris Australia Pty Ltd, under the direction and supervision of Dr Allan John Parker. Dr Parker is a Member of the Australasian Institute of Geoscientists, an employee of Palaris Australia Pty Ltd, Director of Geosurveys Australia Pty Ltd, a Non-Executive Director of Centrex Limited and was formerly Managing Director of Lincoln Minerals Limited. Dr Parker has sufficient experience relevant to the styles of mineralisation and to the activities which are being presented to qualify as a Competent Person as defined by the JORC code, 2012. Dr Parker consents to the release of the information compiled in this presentation in the form and context in which it appears.

PREVIOUSLY REPORTED INFORMATION RELATING TO THIS QUARTERLY ACTIVITIES REPORT

Additional details, where applicable, can be found in the releases referenced in this Report and/or in the following releases lodged by the Company with the ASX:

Headline	Date
Castle Boosts Kambale Graphite Resource To 22.4Mt	23 Oct 2023
Results of Share Purchase Plan	20 Oct 2023
Rock Chip Sampling Extends Lithium Anomalism at Woodcutters	9 Oct 2023
Notice of Annual General Meeting/Proxy Form	6 Oct 2023
2023 Annual Report	22 Sep 2023
Kambale Graphite Delivers More, Wide, High-Grade Intercepts	21 Sep 2023
Castle Announces Share Purchase Plan	20 Sep 2023
Commercial Grade Graphite Concentrate Produced at Kambale	18 Sep 2023
Castle Commences Pegmatite Evaluation at Woodcutters Lithium	15 Sep 2023
Castle Appoints International Mining Executive	6 Sept 2023
Additional High-Grade Intercepts at Kambale Graphite Project	14 Aug 2023
Additional Graphite Targets at Kambale	1 Aug 2023

KAMBALÉ GRAPHITE PROJECT SUMMARY JORC CODE (2012) MRE (5% TGC CUT-OFF)

Classification	Tonnes (kt)	Contained TGC (kt)	TGC (%)
Indicated	9,556	843	8.8%
Inferred	12,872	1,096	8.5%
Total	22,438	1,939	8.6%

SCHEDULE OF CASTLE'S MINERAL LICENCES (AS AT DATE OF THIS REPORT)

Tenement and Name		Interest at beginning of Quarter	Acquired / Disposed (during the Quarter)	Interest at end of Quarter
WESTERN AUSTRALIA				
Meekatharra Project				
EL51/1703	Wanganui	100%		100%
EL51/1843	Polelle	100%		100%
PL51/3190 - 3198	Polelle North	100%		100%
Pilbara Project				
E 47/3490	Beasley Creek	80%		80%
EL 08/3257	Success	100%		100%
Earaheedy Basin Project				
EL 69/3860	Withnell	100%		100%
EL 52/3927	Terra Rossa	100%		100%
EL 52/3930	Terra Rossa East	100%		100%
EL 52/3931	Terra Rosa South	100%		100%
ELA 52/3928	Marymia	Application		Application
ELA 52/4165	Terra Rossa	Application		Application
ELA 52/4166	Terra Rossa	Application		Application
Kendenup Project				
EL 70/5514	Kendenup	100%		100%
EL 70/5963	Kendenup	100%		100%
ELA 70/6494	Kendenup	Application		Application
Wilgee Springs Project				
ELA 70/5880	Wilgee	Application		Application
Woodcutters Project				
EL 15/1846	Woodcutters	100%		100%
EL 15/1847	Tramways	100%		100%
GHANA⁽¹⁾				
Kambale Graphite Limited (Graphite)				
PL 10/47	Kambale ²	100%		100%
Carlie Mining Limited (Gold)²				
RL 10/52	Jewoyeli	Conversion Application		Conversion Application
RL 10/13	Wa	100%	Reduced	100%
PL 10/26	Degbiwu	100%		100%
PL 10/23	Bulenga	100%		100%
PL 10/25	Charingu	Conversion Application		Conversion Application
PLA 10/13	Kandia	Conversion Application		Conversion Application
PL 10/24	Baayiri	Conversion Application		Conversion Application
RL 8/27	Gbinyiri	Conversion Application		Conversion Application
RL 8/31	Jumo	Conversion Application		Conversion Application

Ghana Licencing

¹ The Government of Ghana has the right to acquire a 10% free carried interest in all licences and is entitled to a 5% Gross Royalty on production.

² The Kambale Graphite Project is held by Castle's 100% owned Ghana based subsidiary, Kambale Graphite Limited.

Appendix 5B

Mining exploration entity or oil and gas exploration entity quarterly cash flow report

Name of entity

Castle Minerals Limited

ABN

83 116 095 802

Quarter ended ("current quarter")

30 September 2023

Consolidated statement of cash flows	Current quarter \$A'000	Year to date (3 months) \$A'000
1. Cash flows from operating activities		
1.1 Receipts from customers	-	-
1.2 Payments for		
(a) exploration & evaluation	(1,516)	(1,516)
(b) development	-	-
(c) production	-	-
(d) staff costs	(56)	(56)
(e) administration and corporate costs	(190)	(190)
1.3 Dividends received (see note 3)	-	-
1.4 Interest received	38	38
1.5 Interest and other costs of finance paid	-	-
1.6 Income taxes paid	-	-
1.7 Government grants and tax incentives	-	-
1.8 Other (provide details if material)	-	-
1.9 Net cash from / (used in) operating activities	(1,724)	(1,724)

2. Cash flows from investing activities		
2.1 Payments to acquire or for:		
(a) entities	-	-
(b) tenements	-	-
(c) property, plant and equipment	-	-
(d) exploration & evaluation	-	-
(e) investments	-	-
(f) other non-current assets	-	-

Mining exploration entity or oil and gas exploration entity quarterly cash flow report

Consolidated statement of cash flows		Current quarter \$A'000	Year to date (3 months) \$A'000
2.2	Proceeds from the disposal of:		
	(a) entities	-	-
	(b) tenements	-	-
	(c) property, plant and equipment	-	-
	(d) investments	-	-
	(e) other non-current assets	-	-
2.3	Cash flows from loans to other entities	-	-
2.4	Dividends received (see note 3)	-	-
2.5	Other (provide details if material)		
	Proceeds from Term Deposits	-	-
2.6	Net cash from / (used in) investing activities	-	-
3.	Cash flows from financing activities		
3.1	Proceeds from issues of equity securities (excluding convertible debt securities)	-	-
3.2	Proceeds from issue of convertible debt securities	-	-
3.3	Proceeds from exercise of options	-	-
3.4	Transaction costs related to issues of equity securities or convertible debt securities	-	-
3.5	Proceeds from borrowings	-	-
3.6	Repayment of borrowings	-	-
3.7	Transaction costs related to loans and borrowings	-	-
3.8	Dividends paid	-	-
3.9	Other (Principal elements of lease payments)	-	-
3.10	Net cash from / (used in) financing activities	-	-
4.	Net increase / (decrease) in cash and cash equivalents for the period		
4.1	Cash and cash equivalents at beginning of period	2,700	2,700
4.2	Net cash from / (used in) operating activities (item 1.9 above)	(1,724)	(1,724)
4.3	Net cash from / (used in) investing activities (item 2.6 above)	-	-

Mining exploration entity or oil and gas exploration entity quarterly cash flow report

Consolidated statement of cash flows		Current quarter \$A'000	Year to date (3 months) \$A'000
4.4	Net cash from / (used in) financing activities (item 3.10 above)	-	-
4.5	Effect of movement in exchange rates on cash held	3	3
4.6	Cash and cash equivalents at end of period	979 (Ref 8.8.2)	979

5.	Reconciliation of cash and cash equivalents at the end of the quarter (as shown in the consolidated statement of cash flows) to the related items in the accounts	Current quarter \$A'000	Previous quarter \$A'000
5.1	Bank balances	979	700
5.2	Call deposits	-	2,000
5.3	Bank overdrafts	-	-
5.4	Other (provide details)	-	-
5.5	Cash and cash equivalents at end of quarter (should equal item 4.6 above)	979 (Ref 8.8.2)	2,700

6.	Payments to related parties of the entity and their associates	Current quarter \$A'000
6.1	Aggregate amount of payments to related parties and their associates included in item 1	125
6.2	Aggregate amount of payments to related parties and their associates included in item 2	-

Note: if any amounts are shown in items 6.1 or 6.2, your quarterly activity report must include a description of, and an explanation for, such payments.

Mining exploration entity or oil and gas exploration entity quarterly cash flow report

7. Financing facilities	Total facility amount at quarter end \$A'000	Amount drawn at quarter end \$A'000
<i>Note: the term "facility" includes all forms of financing arrangements available to the entity. Add notes as necessary for an understanding of the sources of finance available to the entity.</i>		
7.1 Loan facilities	-	-
7.2 Credit standby arrangements	-	-
7.3 Other (please specify)	-	-
7.4 Total financing facilities	-	-
7.5 Unused financing facilities available at quarter end		-
7.6 Include in the box below a description of each facility above, including the lender, interest rate, maturity date and whether it is secured or unsecured. If any additional financing facilities have been entered into or are proposed to be entered into after quarter end, include a note providing details of those facilities as well.		
N/A		

8. Estimated cash available for future operating activities	\$A'000
8.1 Net cash from / (used in) operating activities (item 1.9)	(1,724)
8.2 (Payments for exploration & evaluation classified as investing activities) (item 2.1(d))	-
8.3 Total relevant outgoings (item 8.1 + item 8.2)	(1,724)
8.4 Cash and cash equivalents at quarter end (item 4.6)	979
8.5 Unused finance facilities available at quarter end (item 7.5)	-
8.6 Total available funding (item 8.4 + item 8.5)	979
8.7 Estimated quarters of funding available (item 8.6 divided by item 8.3)	0.6
<i>Note: if the entity has reported positive relevant outgoings (ie a net cash inflow) in item 8.3, answer item 8.7 as "N/A". Otherwise, a figure for the estimated quarters of funding available must be included in item 8.7.</i>	
8.8 If item 8.7 is less than 2 quarters, please provide answers to the following questions:	
8.8.1 Does the entity expect that it will continue to have the current level of net operating cash flows for the time being and, if not, why not?	
Answer: No. Operations at the Kambale Graphite Project have transitioned from the more costly resource definition phase to a lower cost scoping study phase.	
8.8.2 Has the entity taken any steps, or does it propose to take any steps, to raise further cash to fund its operations and, if so, what are those steps and how likely does it believe that they will be successful?	
Answer: Yes. Subsequent to the end of the Quarter the Company has successfully undertaken a Share Purchase Plan which raised \$512,500. The Company is considering other options to increase cash.	

Mining exploration entity or oil and gas exploration entity quarterly cash flow report

8.8.3 Does the entity expect to be able to continue its operations and to meet its business objectives and, if so, on what basis?

Answer: Yes, based on answers 8.8.1 and 8.8.2 above.

Note: where item 8.7 is less than 2 quarters, all of questions 8.8.1, 8.8.2 and 8.8.3 above must be answered.

Compliance statement

- 1 This statement has been prepared in accordance with accounting standards and policies which comply with Listing Rule 19.11A.
- 2 This statement gives a true and fair view of the matters disclosed.

Date: 30 October 2023

Authorised by: Jade Styants, Company Secretary
(Name of body or officer authorising release – see note 4)

Notes

1. This quarterly cash flow report and the accompanying activity report provide a basis for informing the market about the entity's activities for the past quarter, how they have been financed and the effect this has had on its cash position. An entity that wishes to disclose additional information over and above the minimum required under the Listing Rules is encouraged to do so.
2. If this quarterly cash flow report has been prepared in accordance with Australian Accounting Standards, the definitions in, and provisions of, *AASB 6: Exploration for and Evaluation of Mineral Resources* and *AASB 107: Statement of Cash Flows* apply to this report. If this quarterly cash flow report has been prepared in accordance with other accounting standards agreed by ASX pursuant to Listing Rule 19.11A, the corresponding equivalent standards apply to this report.
3. Dividends received may be classified either as cash flows from operating activities or cash flows from investing activities, depending on the accounting policy of the entity.
4. If this report has been authorised for release to the market by your board of directors, you can insert here: "By the board". If it has been authorised for release to the market by a committee of your board of directors, you can insert here: "By the [name of board committee – eg *Audit and Risk Committee*]". If it has been authorised for release to the market by a disclosure committee, you can insert here: "By the Disclosure Committee".
5. If this report has been authorised for release to the market by your board of directors and you wish to hold yourself out as complying with recommendation 4.2 of the ASX Corporate Governance Council's *Corporate Governance Principles and Recommendations*, the board should have received a declaration from its CEO and CFO that, in their opinion, the financial records of the entity have been properly maintained, that this report complies with the appropriate accounting standards and gives a true and fair view of the cash flows of the entity, and that their opinion has been formed on the basis of a sound system of risk management and internal control which is operating effectively.